

gke Steri-Record® Documentation System

for steam, ethylene oxide, formaldehyde, dry heat and hydrogen peroxide/plasma sterilization processes



Application

The **gke Steri-Record®** documentation system is used for patient-related traceability of all medical sterilization processes. The documentation sheet contains all necessary information to release a sterilization batch. For one sterilizer and day, one documentation sheet is used (see page 3). Using a **gke** labelling device the documentation sheet and each sterile packing can be labelled with a self-adhesive label that contains the following information: production and expiry date, responsible person, content of the pack, sterilizer and batch number (see figure “recommended label content” next page). All packs in the batch and the documentation sheets have the same label content and batch number.

After opening the sterile pack in the operation room the label can be peeled off and adhered to the patient and/or operation-related documentation. The content of the label allows patient related tracing back to the batch-related documentation in the sterilization department. In case of a nosocomial infection the sterilization data is available to exclude that the infection was caused by non-sterile instruments.

Labels without and with indicator for steam sterilization processes are available in four colours: red, green, blue and yellow. Different colours allow staff to differentiate sterile goods from different production periods, enabling a correct First In/ First Out (FIFO) storage handling system.

Product Description









The **gke** documentation system consists of the following components:

1. Hand-labeller containing three printing lines with 12 digits each, available in the following two versions:
 - The first three digits of the first line can print alphanumeric digits, the remaining ones print numbers (art-no. 240-820).
 - The first line can print alphanumeric digits (art-no. 240-830).

The remaining two printing lines allow production and expiry date documentation.
2. Selection of self-adhesive and double self-adhesive labels with or without type 1 process indicators according to EN ISO 11140-1 for steam, ethylene oxide, formaldehyde and hydrogen peroxide/plasma sterilization processes.
3. Documentation sheet to adhere indicator strips from PCDs and the labels (see documentation sheet above).

Sterilization processes:

The labels have two horizontal coloured bars. For labels with process indicator the bar above contains indicator substrate, the changes colour during sterilization.

Sterilization process	Indicator colour (without penetration)	Indicator colour (after penetration)
Steam		
Ethylene oxide		
Formaldehyde/ Dry heat		
Hydrogen peroxide		

Background Information

The European Medical Device Directive (MDD) requires for reprocessing of medical devices to use appropriate validated procedures and to document the results of the validation process and routine monitoring. The quality management standard for medical devices (EN ISO 13485) and the validation standards of all sterilization processes (e.g. EN ISO 14937, EN ISO 17665-1 etc.) require monitoring and documentation of all relevant sterilization process parameters. This documentation is required for the production or reprocessing of all medical devices independent of where they are sterilized. For each individual load a batch number is required associated with all relevant parameters used in the sterilization process.

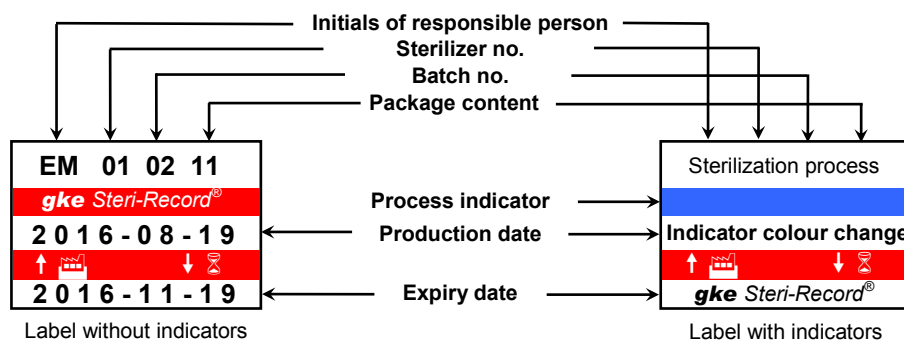
It is required, that all sterile packs have to be labelled with a type 1 process indicator according to EN ISO 11140-1 to ensure that the packs have passed the sterilization process and can be differentiated from non-sterilized packs.

gke Steri-Record® documentation labels with process indicators are available for different sterilization processes (see above colour chart) and make the use of an additional process indicator (e.g. autoclave tape) obsolete.

If a sterilizer with two doors is used and one door opens in the storage room, labels without process indicators can be used under the condition that the door opens only after the sterilizer program has checked the correct process conditions.

Benefits

- Easy print of identical labels with minimum time and effort.
- Eliminates mistakes in batch numbers.
- Easy trace back system without additional effort.
- The self-adhesive label offers patient-related documentation without additional paperwork.
- Innovative product design and manufacturing process provides a cost-effective indicator.
- Easy interpretation of the results due to precise colour change.
- No need for additional process indicators using for labels with indicator.
- The expiry date can be marked using different background label colours.
- Less time wasted in the CSSD- and/or OR-department.
- The label contains a specified type 1 chemical indicator according to EN ISO 11140-1.
- Environmentally friendly, all **gke** chemical indicators are protected from bleeding by a polymer binder and surface coating and can be disposed with normal garbage.
- The indicator colour chemistry is a non-reversible chemical reaction. The indicator strip can be a documented proof for several years without changing back to its original colour.



Recommended label documentation

Example of a filled documentation sheet for the daily documentation

(To be copied before use.)



Documentation Sheet

For the monitoring of sterilization processes

Sterilizer No.: 01

Sterilization department: *University Hospital*

Date: 2016-09-19

CSSD

Sterilization process: Steam Ethylene oxide Formaldehyde Hydrogen Peroxide

Bowie-Dick-Simulation Test (BDS) not applicable (no BDS-Test required)

BDS-Test indicator strip	Test O.K.?	Responsible User
	<input checked="" type="checkbox"/> yes <input type="checkbox"/> no	<i>Erica Miller</i>

Batch Monitoring system*

Adhere **gke**-documentation labels or complete form manually.

User-, sterilizer- and batch number.	1	2	3	4
Production Date	EM 01 1783 <i>gke Steri-Record®</i> 2016 - 09 - 19 	EM 01 1784 <i>gke Steri-Record®</i> 2016 - 09 - 19 	EM 01 1785 <i>gke Steri-Record®</i> 2016 - 09 - 19 	EM 01 1786 <i>gke Steri-Record®</i> 2016 - 09 - 19
Expiry Date	2016 - 12 - 19	2016 - 12 - 19	2016 - 12 - 19	2016 - 12 - 19
Adhere indicator strip				
Program	<i>Universal</i>	<i>Universal</i>	<i>Universal</i>	<i>Gentle</i>
Temperature Sterilization Time	134 °C 8:05 h	134 °C 9:15 h	134 °C 10:50 h	121 °C 12:25 h
Test O.K.?	<input type="checkbox"/> yes <input checked="" type="checkbox"/> no	<input checked="" type="checkbox"/> yes <input type="checkbox"/> no	<input checked="" type="checkbox"/> yes <input type="checkbox"/> no	<input checked="" type="checkbox"/> yes <input type="checkbox"/> no
Signature	<i>Erica Miller</i>	<i>Erica Miller</i>	<i>Erica Miller</i>	<i>Erica Miller</i>

User-, sterilizer- and batch number.	5	6	7	8
Production Date	EM 01 1787 <i>gke Steri-Record®</i> 2016 - 09 - 19 			
Expiry Date	2016 - 12 - 19			
Adhere indicator strip				
Program	<i>Universal</i>			
Temperature Sterilization Time	134 °C 2:10 h	134 °C 9:15 h	134 °C 10:50 h	121 °C 12:25 h
Test O.K.?	<input checked="" type="checkbox"/> yes <input type="checkbox"/> no	<input type="checkbox"/> yes <input type="checkbox"/> no	<input type="checkbox"/> yes <input type="checkbox"/> no	<input type="checkbox"/> yes <input type="checkbox"/> no
Signature	<i>Erica Miller</i>			

* Package monitoring indicators are filed in the patient documentation.

Order information

The labelling device with 3 printing lines and 12 digits each is available in two different versions:

Art.-No.	Product code	1st printing line	2nd + 3rd printing line
240-820	D-G-NL	3 alphanumeric digits and 9 numeric digits	12 numeric digits
240-830	D-G-AL	12 alphanumeric digits	

Self-adhesive 3-line labels without or with process indicator

Each package contains 12 rolls of 1000 self-adhesive labels.

Art.-No.	Product code	Colour	Sterilization process
230-864	D-L-SA-Y	Yellow	Without indicator for all processes
230-871	C-S-L-1-SA-G	Green	Steam
230-872	C-S-L-1-SA-B	Blue	
230-873	C-S-L-1-SA-R	Red	
230-874	C-S-L-1-SA-Y	Yellow	
232-875	C-E-L-1-SA-P	Purple	Ethylene oxide

Double self-adhesive 3-line labels without or with process indicator

Each package contains rolls of 750 double self-adhesive labels with one ink roll.

Art.-No.	Product code	No of rolls/pack	Colour	Sterilization process
240-853	D-L-DA-R	4	Red	Without indicator for all processes
240-861	D-L-DA-G	12	Green	
240-862	D-L-DA-B		Blue	
240-863	D-L-DA-R		Red	
240-864	D-L-DA-Y		Yellow	
240-871	C-S-L-1-DA-G		12	Green
240-872	C-S-L-1-DA-B	Blue		
240-873	C-S-L-1-DA-R	Red		
240-874	C-S-L-1-DA-Y	Yellow		
240-883	C-S-L-1-DA-R	4	Red	Ethylene oxide
242-875	C-E-L-1-DA-P	12	Purple	
242-885		2		
243-873	C-F-H-L-1-DA-R	12	Red	Formaldehyde/Dry Heat
243-883		2		
244-871	C-V-L-1-DA-G	12	Green	Hydrogen peroxide
244-881		2		

gke GmbH

Auf der Lind 10

65529 Waldems / Germany

☎ +49 (0) 61 26 - 94 32- 0

📠 +49 (0) 61 26 - 94 32- 10

✉ info@gke.eu

🌐 <http://www.gke.eu>

Your local **gke** sales partner: